

Smartbox

We are committed to achieving net zero by 2050. The following pages provide summaries of our current emissions for the UK, based on data from 2024.

Data is split between our Bristol and Malvern offices. Our combined carbon footprint for the last year is detailed below.

Total UK Carbon Footprint



596,038.254 kgCO₂e

Carbon Intensity by Employee



10,292.202 kgCO₂e



Carbon Footprint 45,772 kgCO₂e

Carbon Intensity by Employee (FTE) 1,271.444 kgCO₂e

Carbon Footprint Benchmark

✈️ 134

round trips from London to
Barcelona

🚗 10

petrol cars driven for 1 year

🏠 6

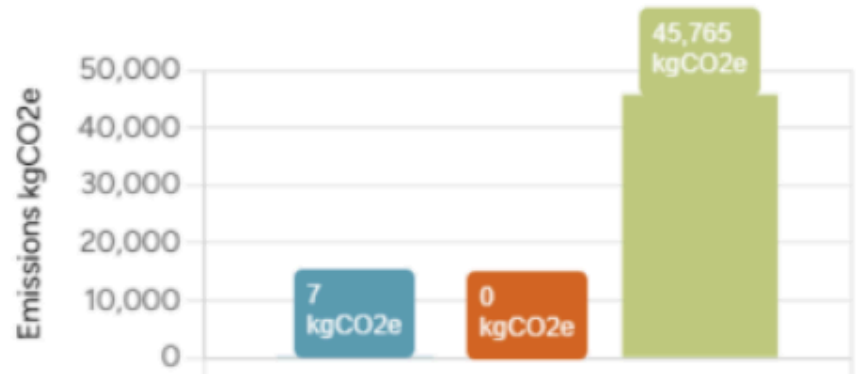
homes powered for 1 year

Carbon Breakdown by Scope

Scope 1: 0.0%

Scope 2: 0%

Scope 3: 100.0%



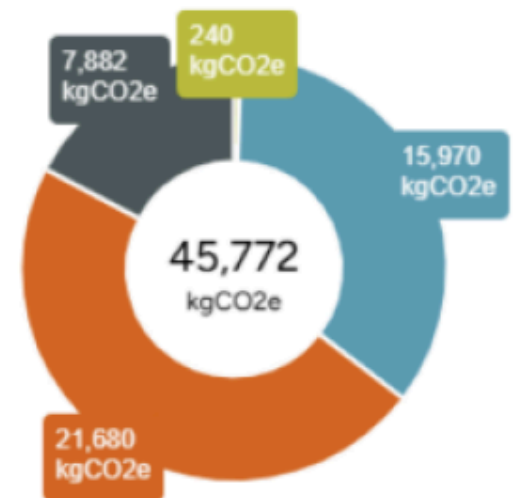
Carbon Breakdown by Category

Energy: 0.5%

Transport: 34.9%

Products and Services: 47.4%

Waste: 17.2%





Carbon Footprint 550,266.254 kgCO₂e

Carbon Intensity by Employee (FTE) 9,020.758 kgCO₂e

Carbon Footprint Benchmark

✈️ 1612

round trips from London to
Barcelona

🚗 123

petrol cars driven for 1 year

🏠 69

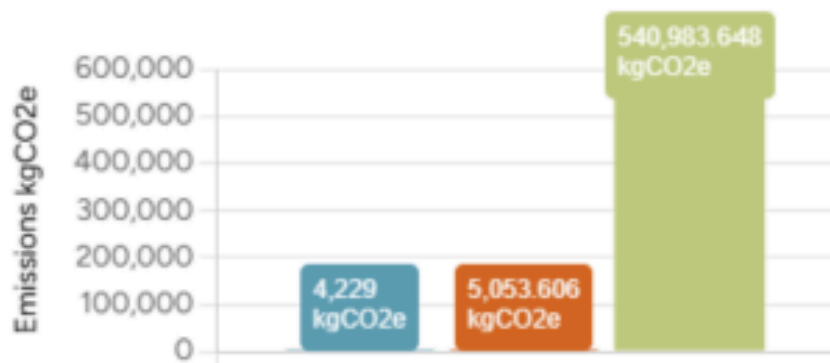
homes powered for 1 year

Carbon Breakdown by Scope

Scope 1: 0.8%

Scope 2: 0.9%

Scope 3: 98.3%



Carbon Breakdown by Category

Energy: 0.2%

Transport: 59.9%

Products and Services: 38.2%

Waste: 1.6%

